

The Next Generation Awards Worksheets

Before you start your project please take a look at this video:

<https://www.youtube.com/watch?v=uviXumlg3k4&feature=youtu.be>

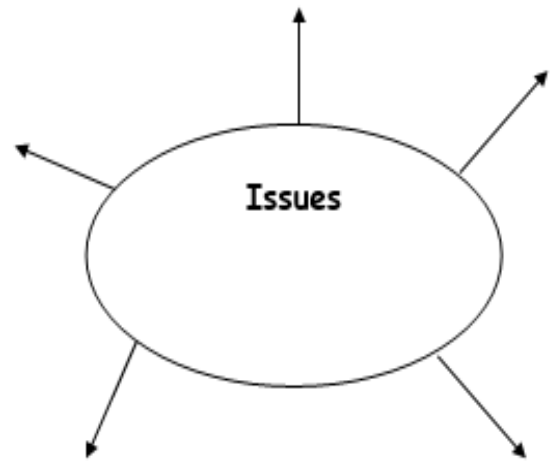
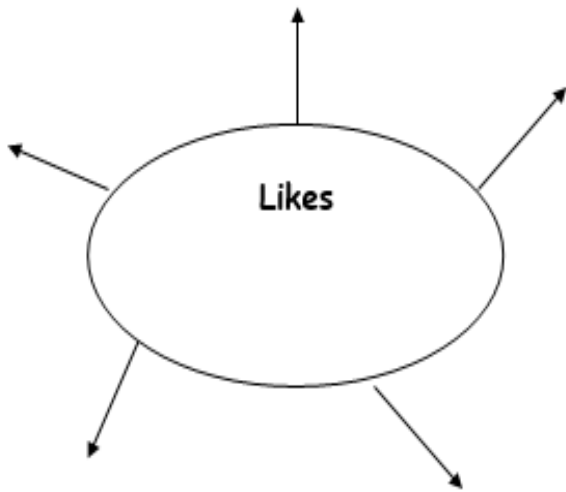
The video showcases the Turves Green Girls' School's Next Generation Awards project, "Elderly Explore" which tackles social isolation in the elderly community in their area. Their idea won our competition in 2018 so is a good example of the type of project that you might like to develop.

STAGE 1 – Brainstorming Issues

Start to think about issues...see the suggestions in the boxes below. Do you think any of these are issues in your area? The Covid-19 pandemic has caused issues for many in our community and exasperated many issues that were already present. Which of the issues are the most important in your area or areas near to where you live? Are there others that are more important if so add them in the space provided:

1. Boredom	2. Depression	3. Health Problems	4. Serious Illness	5. Violence, Fear , Safety
6. Unemployment	7. Third World Problems	8. Homelessness	9. Domestic Violence	10. Low self -esteem
11. Bullying	12. Young Carers	13. Persecution	14. The Environment	15. Crime
16. Disability	17. Drugs and Alcohol	18. Peer Pressure	19. Poor Community Spirit	20. Poor Parenting
21. Teenage Pregnancy	22. Divorce and Separation	23. Corruption	24. Poor Housing	25. Poor Training
26. Poor Education	27. Racism	28. War	29. Child Abuse	30. Road safety
31. Other (Please State)				

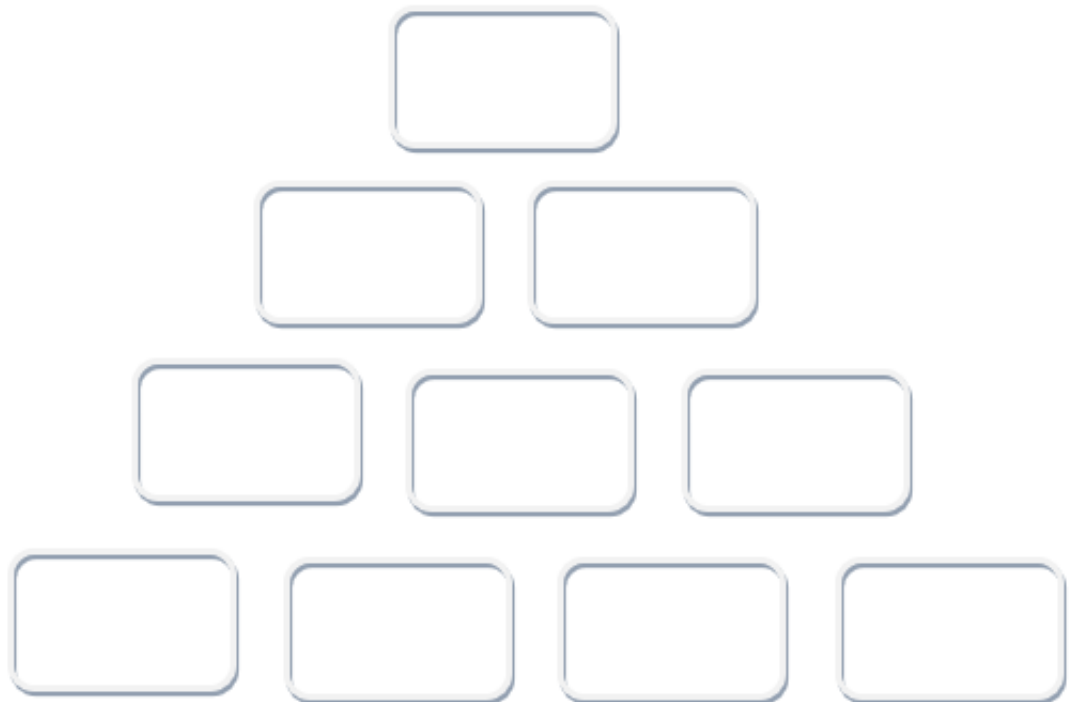
What do you like and dislike about your area?



Write a list of 10 issues that you can think of that affect peoples' lives in Birmingham and then put them in priority order with the most serious or pressing issues at the top and the least serious at the bottom of the list:

Pyramid of Importance

MOST IMPORTANT



LEAST IMPORTANT

Now you need to select one issue from your list of 10 for which you can develop a solution for!

Top Tip: Assessing the best type of project to do

If you have a few project ideas and don't know which to choose you can assess which would be the best one to do by giving scores to each idea as follows and selecting the highest scoring project idea to develop:

- A. How effective would this type of project be? (Mark out of 5)
- B. How realistically could we run this type of project? (Mark out of 5)
- C. Total Score (A x B)

STAGE 2 – Research

We encourage you to do lots of research to support your project but we understand that with the current social distancing requirement this will be more difficult at this time. Please ensure you keep safe and only undertake research that is achievable in the current situation and is safe to do.

Below are some suggested methods, you might for example be able to do a questionnaire via telephone or online (surveymonkey.co.uk is a great free online survey tool). The issue you have chosen to address will no doubt dictate what forms of research are appropriate for your project.

– Internet



• Questionnaires & Surveys

- Interview/ talk to**
 - People affected**
 - People who could help or advise you**



A few Tips:

- **Make sure you ask the right questions!**
- **Think about what you will do with the answers and how they will help you to shape your project in a way to achieve real impact.**
- **Decide what to include in your proposal and don't forget to mention all the research you did! Graphs are a great way to display your findings!**
- **Include costings and rationale**
- **Develop the project into something that could actually be achieved!**
- **Try to be realistic and practical**

STAGE 3 – Sustainability

Sustainable development.....

This is development that does not harm the environment and can last a long time. The development should also be able to keep going in the future by people in a community.

Sustainable development can also help people in a community! It can be used to develop a community in a safe way or provide a service to a community for a long time!

- Think about how your project is sustainable?
- Is it environmentally friendly?
- Is your project long lasting?
- Would your project still benefit people in your community years later?
- How will your project help people still in 20 years?

STAGE 4 – Project Development

It is now time to pull all the information together that you have gathered and develop your project into an action plan that could actually be put into action to address your chosen issue.

You need to put it into a format that can be submitted. It can be a word document or PowerPoint or similar (hand written is fine if you do not have access to a computer so long as it can be photographed and emailed into your teacher), you may choose to make an accompanying film or some flyers, posters or sample webpages etc..

Remember to Include:

- **Your project name, and your name (or names if you worked as a team)**
- **Your chosen issue to be addressed**
- **Why you chose this issue (other issues considered)**
- **Explanation of project, who will it benefit and how, where would it be located etc**
- **Your research findings and reasoning for the project**
- **How your project is Sustainable**
- **Is your project budgeted and is it feasible to get your project underway for this budget**

STAGE 5 - Review

We want you to do well so to help you to ensure you have the best possible chance of achieving a Gold Certificate so please find below the assessment criteria that will be used to mark your projects:

- **Quality of Research and Analysis**
 - **How information was collected & used**
- **Proposal development**
 - **How you made your decisions for action needed**
- **Action Plan**
 - **How detailed was your plan for change?**
- **Presentation**
 - **How clear and persuasive was your presentation?**

STAGE 6 – Project complete

When you have finished your project send it to your teacher. Your teacher will have been provided with the assessment guidance to mark your project and will be able to advise you what level of award you have achieved, either a Gold, Silver or Bronze award.

You will also be provided with a certificate to congratulate you on your hard work and your wonderful project idea (certificate templates will be provided to teachers).

We really hope you enjoy taking part in the project and exploring ways in which you can work towards making Birmingham a better place for all.

We would also like to say a big thank you to all the supporters of the Next Generation Awards: Newman University, Aston University, Professional Polishing Services Ltd, Anthony Collins Solicitors and the generosity of a number of local Birmingham charitable trusts & foundations including the Limoges Charitable Trust and the Roughley Charitable Trust, Baron Davenport's Charity, Bewley Charitable Trust, George Henry Collins Charity, Harry Payne Trust, GJW Turner Trust, Roger & Douglas Turner Trust and WE Dunn Charitable Trust.